



## Focus Fireplaces

The Ultimate Collection

# 11

Fire Surrounds  
Stove Surrounds  
and Furniture



Welcome to the new  
**Focus Fireplaces** brochure  
The **Ultimate Fireplace Collection 11**

All the surrounds in this brochure are manufactured using the finest timbers and materials in a modern factory in York.

Our experienced and highly skilled craftsmen have been making our superb designs for over 27 years giving us a market leading reputation for quality and service.

As each surround is individually made for each customer, we have the capability to alter or amend our mantel designs to suit your specific requirements therefore offering a fully made-to-measure service.

Further to this, you may also wish to match your new fireplace with your existing furniture or décor. The chart on page 51 and the colour illustrations on the back page clearly show all the different timbers and finishes that your chosen design can be produced in.

We have a policy of selling our products only through appointed fireplace retailers to ensure that you receive the best possible service and technical assistance.

Our website [www.focusfireplaces.co.uk](http://www.focusfireplaces.co.uk) displays an even larger range of surrounds and complimentary furniture than featured in this brochure.



All the fire surrounds in this brochure are British made.



*Emmerdale: Antique White*



# Emmerdale

	METRIC	IMPERIAL
Mantel	1308	51½
Mantel Depth	178	7
Surround Height	1158	45⅝
Opening Height	889	35
Opening Width	889	35
Width at Base	1220	48
Rebate	28	1⅞
Removable To	76	3

*Emmerdale: Light Oak*





*Aysgarth: Waxed Oak*

	METRIC	IMPERIAL
Mantel	1346	53
Mantel Depth	178	7
Surround Height	1117	44
Opening Height	863	34
Opening Width	863	34
Width at Base	1220	48
Rebate	28	1 1/8
Removable To	76	3

# Aysgarth

*Aysgarth: Antique White*





The furniture featured on this page is from the Deighton range, details of which can be found on page 13.

# Bowness



	METRIC	IMPERIAL
Mantel	1295	51
Mantel Depth	216	8½
Surround Height	1067	42
Opening Height	816	32⅞
Opening Width	813	32
Width at Base	1187	46¾
Rebate	28	1⅞
Removable To	76	3

Deighton Coffee Table: Light Oak

Bowness Fire Surround: Waxed Oak

Deighton Side Table and Bookcase: Waxed Oak



# Toni

	METRIC	IMPERIAL
Mantel	1371	54
Mantel Depth	229	9
Surround Height	1168	46
Opening Height	915	36
Opening Width	889	35
Width at Base	1244	49
Rebate	28	1 1/8
Removable To	76	3

*Toni: Light/Medium Oak*



# Montreal



*Tina: Light/Medium Oak*

## Tina

	METRIC	IMPERIAL
Mantel	1346	53
Mantel Depth	216	8½
Surround Height	1111	43¾
Opening Height	915	36
Opening Width	889	35
Width at Base	1220	48
Rebate	28	1⅞
Removable To	76	3

	METRIC	IMPERIAL
Mantel	1370	54
Mantel Depth	228	9
Surround Height	1162	45¾
Opening Height	889	35
Opening Width	889	35
Width at Base	1270	50
Rebate	28	1⅞
Removable To	76	3



*Montreal: Medium Waxed Oak*

# Matlock



Matlock: Light Oak with Walnut Inlay

	METRIC	IMPERIAL
Mantel	1365	53 ¾
Mantel Depth	194	7 ⅝
Surround Height	1090	42 7⁄8
Opening Height	889	35
Opening Width	889	35
Width at Base	1219	48
Rebate	28	1 ⅛



Waxed Oak  
with Oak Inlay

# Matlock Petite



Matlock Petite: Mahogany Finish on Solid Timber

	METRIC	IMPERIAL
Mantel	1187	46 ¾
Mantel Depth	190	7 ½
Surround Height	1035	40 ¾
Opening Height	825	32 ¼
Opening Width	762	30
Width at Base	1092	43
Rebate	28	1 ⅛

A smaller electric suite version of this surround is featured in the “Focus on Electric” brochure.





Matlock Side Table and Bookcase: Waxed Oak with Walnut Inlay

Matlock Petite Fire Surround and Mirror: Waxed Oak with Walnut Inlay

Matlock TV Unit: Light Oak with Walnut Inlay

	SIZES (MM)	WIDTH	DEPTH	HEIGHT
Matlock Bookcase		810	305	1225
Matlock TV Unit		970	470	450
Matlock Coffee Table		1000	500	450
Matlock Side Table		495	495	450
Matlock Mirror		965	-	710

“What could be nicer than a selection of beautiful furniture to compliment the focal point of your room. Here, the Matlock bookcase, the TV unit and side table show what a stunning effect can be created with matching furniture. A matching mirror is also shown.”

# Windermere and Mere



*Windermere Fire Surround: Light/Medium Oak  
Deighton TV Unit: Light Oak. Deighton Side Table: Waxed Oak*



*Mere: Light/Medium Oak*

WINDERMERE	METRIC	IMPERIAL
Mantel	1473	58
Mantel Depth	225	8 <sup>7</sup> / <sub>8</sub>
Surround Height	1194	47
Opening Height	915	36
Opening Width	889	35
Width at Base	1334	52 <sup>1</sup> / <sub>2</sub>
Rebate	28	1 <sup>1</sup> / <sub>8</sub>
Removable To	76	3

MERE	METRIC	IMPERIAL
Mantel	1320	52
Mantel Depth	203	8
Surround Height	1123	44 <sup>1</sup> / <sub>4</sub>
Opening Height	863	34
Opening Width	863	34
Width at Base	1206	47 <sup>1</sup> / <sub>2</sub>
Rebate	28	1 <sup>1</sup> / <sub>8</sub>
Removable To	76	3



# Linden



*Plymton: Light/Medium Oak*

## Plymton

	METRIC	IMPERIAL
Mantel	1320	52
Mantel Depth	197	7 <sup>3</sup> / <sub>4</sub>
Surround Height	1031	40 <sup>5</sup> / <sub>8</sub>
Opening Height	838	33
Opening Width	889	35
Width at Base	1220	48
Rebate	28	1 <sup>1</sup> / <sub>8</sub>
Removable To	76	3

	METRIC	IMPERIAL
Mantel	1270	50
Mantel Depth	190	7 <sup>1</sup> / <sub>2</sub>
Surround Height	1098	43 <sup>1</sup> / <sub>4</sub>
Opening Height	889	35
Opening Width	889	35
Width at Base	1194	47
Rebate	28	1 <sup>1</sup> / <sub>8</sub>
Removable To	76	3



*Linden: Waxed Oak*



Dalton: Teak on Oak  
Deighton Mirror: Teak on Oak



Dalton: Waxed Oak

## Dalton

“The Dalton is a smaller version of the Deighton.”

	METRIC	IMPERIAL
Mantel	1194	47
Mantel Depth	162	6 <sup>3</sup> / <sub>8</sub>
Surround Height	1022	40 <sup>1</sup> / <sub>4</sub>
Opening Height	851	33 <sup>1</sup> / <sub>2</sub>
Opening Width	806	31 <sup>3</sup> / <sub>4</sub>
Width at Base	1086	42 <sup>3</sup> / <sub>4</sub>
Rebate	28	1 <sup>1</sup> / <sub>8</sub>

	SIZES (MM)	WIDTH	DEPTH	HEIGHT
Deighton Nest of Tables - Large	495	495	450	
- Small	300	300	370	
Deighton Mirror	972	-	718	



# Deighton



Deighton TV Unit: Light Oak

Deighton Fire Surround: Light Oak

Deighton Coffee Table: Waxed Oak

Deighton Bookcase: Light Oak

	METRIC	IMPERIAL
Mantel	1333	52½
Mantel Depth	190	7½
Surround Height	1047	41¼
Opening Height	863	34
Opening Width	889	35
Width at Base	1220	48
Rebate	28	1⅞

	SIZES (MM)	WIDTH	DEPTH	HEIGHT
Deighton Bookcase	810	320	1225	
Deighton TV Unit	970	485	450	
Deighton Coffee Table	1000	500	450	
Deighton Side Table	495	495	450	

The Deighton bookcase, TV unit, coffee table and side table have been designed to compliment the Deighton and Dalton surrounds. Available in oak and mahogany finishes.

# Justine



Justine TV Unit: Light Oak

Justine Coffee Table: Waxed Oak

Justine Fire Surround and Justine Mirror: Waxed Oak

Justine Bookcase: Waxed Oak

SIZES (MM)	WIDTH	DEPTH	HEIGHT
Justine Bookcase	810	285	1225
Justine TV Unit	970	450	450
Justine Coffee Table	1000	500	450
Justine Side Table	495	495	450
Justine Mirror	900	-	648

JUSTINE	METRIC	IMPERIAL
Mantel	1282	50½
Mantel Depth	165	6½
Surround Height	1111	43¾
Opening Height	889	35
Opening Width	889	35
Width at Base	1181	46½
Rebate	28	1⅛
Removable To	76	3

JUSTINE ARCH	METRIC	IMPERIAL
Mantel	1282	50½
Mantel Depth	165	6½
Surround Height	1086	42¾
Opening Height	915	36
Opening Width	889	35
Width at Base	1181	46½
Rebate	28	1⅛
Removable To	76	3



Justine: Medium Oak



Justine Arch: Light/Medium Oak



Justine: Antique White



# Clara



Clara: Light Oak



Janine: Golden Oak

# Janine

“The Janine is a larger and more substantial version of the Justine featuring softer edges.”

	METRIC	IMPERIAL
Mantel	1320	52
Mantel Depth	190	7½
Surround Height	1150	45¼
Opening Height	889	35
Opening Width	889	35
Width at Base	1220	48
Rebate	28	1⅛
Removable To	76	3

	METRIC	IMPERIAL
Mantel	1320	52
Mantel Depth	190	7½
Surround Height	1137	44¾
Opening Height	889	35
Opening Width	889	35
Width at Base	1270	50
Rebate	28	1⅛
Removable To	76	3



*Derwent: Light Oak Finish*



*Derwent:  
Lightstone Finish*

## Derwent

	METRIC	IMPERIAL
Mantel	1194	47
Mantel Depth	153	6
Surround Height	1054	41½
Opening Height	863	34
Opening Width	838	33
Width at Base	1194	47
Rebate	28	1⅛
Removable To	76	3



*Beam Mirror: 'Aged' Oak - Medium  
Sutton: 'Aged' Oak - Medium/Dark*

	METRIC	IMPERIAL
Mantel	1220	48
Mantel Depth	135	5⅜
Surround Height	1080	42½
Opening Height	889	35
Opening Width	889	35
Width at Base	1220	48

SIZES (MM)	WIDTH	HEIGHT
Beam Mirror	1053	800

## Sutton



# Ambassador Deluxe



Ambassador Deluxe: Antique White

	METRIC	IMPERIAL
Mantel	1370	54
Mantel Depth	203	8
Surround Height	1041	41
Opening Height	838	33
Opening Width	863	34
Width at Base	1308	51½
Rebate	28	1⅛

	SIZES (MM)	WIDTH	DEPTH	HEIGHT
Ambassador Coffee Table	1000	500	450	
Ambassador Side Table	495	495	450	



Ambassador Deluxe: Light Oak Finish

Ambassador Coffee Table and Ambassador Side Table: Light Oak Finish

“ Designed for those seeking a lower fireplace without compromising on style. ”



Adelaide: Light/Medium Oak Finish

# Adelaide

	METRIC	IMPERIAL
Mantel	1245	49
Mantel Depth	133	5¼
Surround Height	1054	41½
Opening Height	838	33
Opening Width	812	32
Width at Base	1245	49
Rebate	28	1⅛
Removable To	76	3



Melbourne: Light Oak Finish

# Melbourne

Melbourne: Walnut Finish



	METRIC	IMPERIAL
Mantel	1333	52 ½
Mantel Depth	181	7 ⅛
Surround Height	1098	43 ¼
Opening Height	838	33
Opening Width	813	32
Width at Base	1245	49
Rebate	28	1 ⅛
Removable To	76	3





*Sydney: Walnut Finish*

# Sydney



*Sydney: Light Oak Finish*

	METRIC	IMPERIAL
Surround Depth	115	4½
Surround Height	1066	42
Opening Height	889	35
Opening Width	889	35
Width at Base	1245	49
Rebate	28	1⅛
Removable To	76	3



*Derry: Antique White*

# Derry

	METRIC	IMPERIAL
Mantel	1320	52
Mantel Depth	165	6½
Surround Height	1149	45¼
Opening Height	863	34
Opening Width	800	31½
Width at Base	1238	48¾
Rebate	28	1⅛
Removable To	76	3

# Dublin

	METRIC	IMPERIAL
Mantel	1320	52
Mantel Depth	165	6½
Surround Height	1124	44¼
Opening Height	889	35
Opening Width	860	33⅞
Width at Base	1220	48
Rebate	28	1⅛

*Dublin: White*





# Bedale

“Two faithful reproductions of classic designs.”

	METRIC	IMPERIAL
Mantel	1422	56
Mantel Depth	203	8
Surround Height	1168	46
Opening Height	915	36
Opening Width	915	36
Width at Base	1320	52
Rebate	28	1 1/8
Removable To	76	3

*Bedale: Hand Painted Slate Effect*

*Displayed with Stovax Belgravia Panel*



*Leyburn: Antique White*

# Leyburn

	METRIC	IMPERIAL
Mantel	1422	56
Mantel Depth	178	7
Surround Height	1168	46
Opening Height	915	36
Opening Width	915	36
Width at Base	1320	52
Rebate	28	1 1/8
Removable To	76	3



Jennifer



Jessica: Light Oak

# Jessica

	METRIC	IMPERIAL
Mantel	1397	55
Mantel Depth	228	9
Surround Height	1162	45 <sup>3</sup> / <sub>4</sub>
Opening Height	915	36
Opening Width	863	34
Width at Base	1282	50 <sup>1</sup> / <sub>2</sub>
Rebate	28	1 <sup>1</sup> / <sub>8</sub>
Removable To	76	3



Jennifer: Light/Medium Oak



“ Only the fine details on the leg and fascia separate these two designs. ”

# Alyson

*Alyson: Antique White*



*Annabel: White  
Displayed with Stovax Burlington Panel*

# Annabel

	METRIC	IMPERIAL
Mantel	1422	56
Mantel Depth	235	9¼
Surround Height	1143	45
Opening Height	915	36
Opening Width	915	36
Width at Base	1295	51
Rebate	28	1⅞
Removable To	76	3

# Appleton

“The Appleton and Ariston designs only vary in size.”



*Appleton: Light Oak*

	METRIC	IMPERIAL
Mantel	1320	52
Mantel Depth	203	8
Surround Height	1041	41
Opening Height	876	34½
Opening Width	838	33
Width at Base	1220	48
Rebate	28	1⅛

# Ariston



*Ariston: Italianstone Finish*



*Ariston: Medium Oak*

	METRIC	IMPERIAL
Mantel	1245	49
Mantel Depth	203	8
Surround Height	978	38½
Opening Height	813	32
Opening Width	762	30
Width at Base	1143	45
Rebate	28	1⅛





Olivia: Antique White

# Olivia

“ The Kensington on page 32 is a smaller version of this surround. ”

	METRIC	IMPERIAL
Mantel	1397	55
Mantel Depth	216	8½
Surround Height	1162	45¾
Opening Height	915	36
Opening Width	915	36
Width at Base	1282	50½
Rebate	28	1⅞
Removable To	76	3



Olivia: Light Oak

# Weymouth





# Weymouth



Worcester: White

## Worcester

	METRIC	IMPERIAL
Mantel	1346	53
Mantel Depth	203	8
Surround Height	1212	47 <sup>3</sup> / <sub>4</sub>
Opening Height	895	35 <sup>1</sup> / <sub>4</sub>
Opening Width	895	35 <sup>1</sup> / <sub>4</sub>
Width at Base	1226	48 <sup>1</sup> / <sub>4</sub>
Rebate	28	1 <sup>1</sup> / <sub>8</sub>
Removable To	76	3



Weymouth: Waxed Oak

# Dalby Rose

*Dalby Rose: Teak on Oak*



*Dalby: Antique White*



## Dalby

	METRIC	IMPERIAL
Mantel	1220	48
Mantel Depth	140	5½
Surround Height	1007	39⅝
Opening Height	854	33⅝
Opening Width	885	34⅞
Width at Base	1146	45⅞
Rebate	28	1⅞





# Denbigh Rose



Denbigh Rose: Light Oak

	METRIC	IMPERIAL
Mantel	1345	53
Mantel Depth	153	6
Surround Height	1032	40 <sup>5</sup> / <sub>8</sub>
Opening Height	854	33 <sup>5</sup> / <sub>8</sub>
Opening Width	876	34 <sup>1</sup> / <sub>2</sub>
Width at Base	1238	48 <sup>3</sup> / <sub>4</sub>
Rebate	28	1 <sup>1</sup> / <sub>8</sub>

# Hamish



Hamish: Medium Oak

	METRIC	IMPERIAL
Mantel	1320	52
Mantel Depth	190	7 <sup>1</sup> / <sub>2</sub>
Surround Height	1229	48 <sup>3</sup> / <sub>8</sub>
Opening Height	915	36
Opening Width	889	35
Width at Base	1181	46 <sup>1</sup> / <sub>2</sub>
Rebate	28	1 <sup>1</sup> / <sub>8</sub>

# Coburn



Coburn: Light/Medium Oak

	METRIC	IMPERIAL
Mantel	1320	52
Mantel Depth	184	7¼
Surround Height	1130	44½
Opening Height	915	36
Opening Width	915	36
Width at Base	1220	48
Rebate	28	1⅛
Removable To	76	3

# Vyner



Vyner: Standard Waxed Tulipwood

	METRIC	IMPERIAL
Mantel	1295	51
Mantel Depth	197	7¾
Surround Height	1143	45
Opening Height	889	35
Opening Width	889	35
Width at Base	1181	46½
Rebate	28	1⅛

“ The Vyner is an excellent choice for framing an Aga or a stove and over the years we have made many made-to-measure versions of this surround – some even up to 82” wide! See page 37 to see how it looks round a stove. ”



# Cotswold and Cotswold Rose



Cotswold: Medium Oak

The Cotswold can be enhanced by the addition of two inset hand carved roses.

	METRIC	IMPERIAL
Mantel	1283	50½
Mantel Depth	200	7⅞
Surround Height	1082	42⅝
Opening Height	889	35
Opening Width	889	35
Width at Base	1180	46½
Rebate	28	1⅞
Removable To	76	3



Cotswold Rose: Light Oak



Cottage: Waxed Oak

## Cottage

	METRIC	IMPERIAL
Mantel	1257	49½
Mantel Depth	190	7½
Surround Height	1082	42⅝
Opening Height	889	35
Opening Width	889	35
Width at Base	1143	45
Rebate	28	1⅞
Removable To	76	3



Cottage: White

# Kensington



*Kensington: White*

	METRIC	IMPERIAL
Mantel	1308	51½
Mantel Depth	190	7½
Surround Height	1162	45¾
Opening Height	915	36
Opening Width	889	35
Width at Base	1238	48¾
Rebate	28	1⅛
Removable To	76	3



*Kensington: Waxed Oak*



# Emily



Emily: Canadian Pine

Emily: Ivorystone Finish



Emily: Light/Medium Waxed Oak

	METRIC	IMPERIAL
Mantel	1295	51
Mantel Depth	171	6¾
Surround Height	1118	44
Opening Height	915	36
Opening Width	889	35
Width at Base	1200	47¼
Rebate	28	1⅛
Removable To	76	3

“ The Emily is a surround that lends itself to most of our finishes. ”

The Emily on the left is finished in Ivorystone which is one of our designer finishes. Examples of these finishes can be seen on page 35.



Plain Corbel: Waxed Oak



Plain Corbel: Canadian Pine

## Plain Corbel

	METRIC	IMPERIAL
Mantel	1295	51
Mantel Depth	228	9
Surround Height	1133	44 <sup>5</sup> / <sub>8</sub>
Opening Height	915	36
Opening Width	889	35
Width at Base	1206	47 <sup>1</sup> / <sub>2</sub>
Rebate	28	1 <sup>1</sup> / <sub>8</sub>
Removable To	76	3

“ The Plain Corbel is one of our most popular designs. It can be made in all of our timbers and finishes. Pine and oak however, are the most frequently requested choices. ”

## Small Plain Corbel

	METRIC	IMPERIAL
Mantel	1219	48
Mantel Depth	228	9
Surround Height	1133	44 <sup>5</sup> / <sub>8</sub>
Opening Height	915	36
Opening Width	889	35
Width at Base	1156	45 <sup>1</sup> / <sub>2</sub>
Rebate	28	1 <sup>1</sup> / <sub>8</sub>
Removable To	76	3

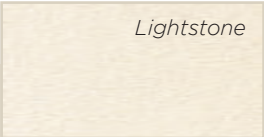


Small Plain Corbel: Canadian Pine




# Ullswater

Ullswater: Lightstone Finish



Lightstone



Ivorystone



Italianstone



Ullswater: Light Oak  
Displayed with Tiles from Beardmore and Smith

	METRIC	IMPERIAL
Mantel	1346	53
Mantel Depth	190	7½
Surround Height	1137	44¾
Opening Height	889	35
Opening Width	863	34
Width at Base	1232	48½
Rebate	28	1⅛
Removable To	76	3

The Ullswater on the left is finished in Lightstone which is one of our designer finishes. Examples of these finishes can be seen below left.

# Sophie



*Sophie: White*

	METRIC	IMPERIAL
Mantel	1346	53
Mantel Depth	203	8
Surround Height	1175	46¼
Opening Height	915	36
Opening Width	915	36
Width at Base	1270	50
Rebate	28	1⅛
Removable To	76	3

# Amelia



*Amelia: Antique White  
Displayed with Tiles from Beardmore and Smith*

	METRIC	IMPERIAL
Mantel	1346	53
Mantel Depth	190	7½
Surround Height	1139	44⅞
Opening Height	889	35
Opening Width	889	35
Width at Base	1245	49
Rebate	28	1⅛
Removable To	76	3



# Stove Style Vyner

“ Here a fireplace surround has been made to a larger but shallower format to suit a stove installation. ”



	METRIC	IMPERIAL
Mantel	1346	53
Mantel Depth	165	6½
Surround Height	1194	47
Opening Height	940	37
Opening Width	940	37
Width at Base	978	38½

Stove Style Vyner: Golden Oak  
Small Herringbone Hand Painted Vermiculite Panel: Brick Finish





*Beckford: Dressed Oak in a Natural Waxed Finish  
Large Brick Hand Painted Vermiculite Panel: Brick Finish*



*Barkston: Extremely Aged Oak in a Light/Medium Finish  
Small Herringbone Hand Painted Vermiculite Panel: Brick Finish*

## Beckford

	METRIC	IMPERIAL
Mantel	1295	51
Mantel Depth	127	5
Surround Height	1085	42 <sup>3</sup> / <sub>4</sub>
Opening Height	915	36
Opening Width	915	36
Width at Base	1143	45

	METRIC	IMPERIAL
Mantel	1320	52
Mantel Depth	127	5
Surround Height	1085	42 <sup>3</sup> / <sub>4</sub>
Opening Height	915	36
Opening Width	915	36
Width at Base	1168	46





Beamish: Aged Oak in a Light/Medium Finish  
 Beamish Mirror: Aged Oak in a Light/Medium Finish  
 Large Brick Hand Painted Vermiculite Panel: Stone Finish

## Beamish

	METRIC	IMPERIAL
Mantel	1295	51
Mantel Depth	140	5½
Surround Height	1054	41½
Opening Height	915	36
Opening Width	915	36
Width at Base	1193	47

SIZES (MM)	WIDTH	HEIGHT
Beamish Mirror	1168	730



Stove Style Baltimore: Light Oak  
 Large Brick Hand Painted Vermiculite Panel: Brick Finish

	METRIC	IMPERIAL
Surround Depth	62	2½
Surround Height	1092	43
Opening Height	889	35
Opening Width	863	34
Width at Base	1270	50

## Stove Style Baltimore



Benson: Aged Oak Waxed Finish  
 Large Herringbone Hand Painted Vermiculite Panel: Stone Finish

# Benson

	METRIC	IMPERIAL
Mantel	1270	50
Mantel Depth	70	2¾
Surround Height	1105	43½
Opening Height	915	36
Opening Width	863	34
Width at Base	1143	45



Stove Style Tina: Aged Oak Light/Medium Finish  
 Large Brick Hand Painted Vermiculite Panel: Brick Finish



“ Here the Tina surround has been made to a shallower profile to suit a stove installation. ”

# Stove Style Tina

	METRIC	IMPERIAL
Mantel	1346	53
Mantel Depth	165	6½
Surround Height	1111	43¾
Opening Height	915	36
Opening Width	889	35
Width at Base	1220	48



# Miranda



Miranda Fire Surround: Light Oak Finish  
Available in all Finishes

	METRIC	IMPERIAL
Mantel	1270	50
Mantel Depth	190	7½
Surround Height	1111	43¾
Opening Height	889	35
Opening Width	889	35
Width at Base	1168	46
Rebate	28	1⅛
Removable To	76	3



Felicity: Antique White

Available in Painted Finishes only

	METRIC	IMPERIAL
Mantel	1321	52
Mantel Depth	178	7
Surround Height	1130	44½
Opening Height	889	35
Opening Width	889	35
Width at Base	1245	49
Rebate	28	1⅛
Removable To	76	3

# Felicity

# Alice



Alice: Antique White  
All Finishes except Pine, Oak and Beech

	METRIC	IMPERIAL
Mantel	1295	51
Mantel Depth	222	8¾
Surround Height	1105	43½
Opening Height	889	35
Opening Width	889	35
Width at Base	1185	46⅝
Rebate	28	1⅛
Removable To	76	3

# Caroline



Caroline: Light Oak Finish  
All Finishes except Pine

Matching Shelves can be made to order

The surrounds on pages 41-48 are manufactured from veneered MDF and most are available in a wide choice of finishes including mahogany, mid brown, white, antique white, magnolia, teak, beech and various shade of oak. Solid pine in a waxed finish is also available.

Not every design is available in all the different finishes. Please see each design for the choices available.

	METRIC	IMPERIAL
Mantel	1295	51
Mantel Depth	197	7¾
Surround Height	1105	43½
Opening Height	889	35
Opening Width	889	35
Width at Base	1185	46⅝
Rebate	28	1⅛
Removable To	76	3





*James: Light Oak Finish  
Available in all Finishes*

## James

	METRIC	IMPERIAL
Mantel	1210	47 <sup>5</sup> / <sub>8</sub>
Mantel Depth	153	6
Surround Height	1097	43 <sup>3</sup> / <sub>4</sub>
Opening Height	889	35
Opening Width	889	35
Width at Base	1156	45 <sup>1</sup> / <sub>2</sub>
Rebate	28	1 <sup>1</sup> / <sub>8</sub>



*Gabrielle: Light Oak Finish  
Available in all Finishes  
Displayed with Stovax Belgravia Panel*

## Gabrielle

	METRIC	IMPERIAL
Mantel	1295	51
Mantel Depth	197	7 <sup>3</sup> / <sub>4</sub>
Surround Height	1105	43 <sup>1</sup> / <sub>2</sub>
Opening Height	889	35
Opening Width	889	35
Width at Base	1185	46 <sup>5</sup> / <sub>8</sub>
Rebate	28	1 <sup>1</sup> / <sub>8</sub>
Removable To	76	3



*Poppy: Light Oak Finish*

# Poppy

A smaller electric suite version of this surround is featured in the "Focus on Electric" brochure.



*Penny: White*

# Penny



*Poppy: Teak Finish*



*Poppy: Mahogany Finish*

	METRIC	IMPERIAL
Mantel	1219	48
Mantel Depth	197	7¾
Surround Height	1054	41½
Opening Height	876	34½
Opening Width	863	34
Width at Base	1143	45
Rebate	28	1⅛
Removable To	76	3



# Laura



Lynsey: Light Oak Finish  
Available in all Finishes

# Lynsey

	METRIC	IMPERIAL
Mantel	1220	48
Mantel Depth	187	7 <sup>3</sup> / <sub>8</sub>
Surround Height	1055	41 <sup>1</sup> / <sub>2</sub>
Opening Height	863	34
Opening Width	889	35
Width at Base	1143	45
Rebate	28	1 <sup>1</sup> / <sub>8</sub>
Removable To	76	3



Laura: Light Oak Finish  
Available in all Finishes



*Helena: White  
Available in all Finishes except Pine*

# Helena



*Vicky: Canadian Pine  
Available in all Finishes*

# Vicky

	METRIC	IMPERIAL
Mantel	1220	48
Mantel Depth	187	7 <sup>3</sup> / <sub>8</sub>
Surround Height	1055	41 <sup>1</sup> / <sub>2</sub>
Opening Height	863	34
Opening Width	889	35
Width at Base	1143	45
Rebate	28	1 <sup>1</sup> / <sub>8</sub>
Removable To	76	3

Please note the opening height of the Heather is higher due to the arch (904 - 35<sup>5</sup>/<sub>8</sub>)



# Heather

*Heather: Teak Finish  
Available in all Finishes*





*Anna: White*  
Not available in Beech or Oak Finishes, or Pine

## Anna

	METRIC	IMPERIAL
Mantel	1220	48
Mantel Depth	187	7 <sup>3</sup> / <sub>8</sub>
Surround Height	1055	41 <sup>1</sup> / <sub>2</sub>
Opening Height	863	34
Opening Width	889	35
Width at Base	1143	45
Rebate	28	1 <sup>1</sup> / <sub>8</sub>
Removable To	76	3

*Lucy: Light Oak Finish*  
Available in all Finishes



*Melissa: Light Oak Finish with Walnut Inlay*  
Available only as pictured

## Melissa



	METRIC	IMPERIAL
Mantel	1220	48
Mantel Depth	187	7 <sup>3</sup> / <sub>8</sub>
Surround Height	1055	41 <sup>1</sup> / <sub>2</sub>
Opening Height	889	35
Opening Width	889	35
Width at Base	1150	45 <sup>1</sup> / <sub>4</sub>
Rebate	28	1 <sup>1</sup> / <sub>8</sub>
Removable To	76	3

## Lucy



*Louise: Mahogany Finish  
Available in all Finishes*

## Louise



*Marie: Oak Finish  
Available in all Finishes*

## Marie



*Kay: Canadian Pine  
Available in all Finishes*

## Kay



*Abi: Light Oak Finish  
Available in all Finishes*

## Abi

The four surrounds here form part of the V collection but are smaller in width than the normal V surrounds featured on previous pages.

	METRIC	IMPERIAL
Mantel	1066	42
Mantel Depth	187	7 <sup>3</sup> / <sub>8</sub>
Surround Height	1055	41 <sup>1</sup> / <sub>2</sub>
Opening Height	863	34
Opening Width	762	30
Width at Base	991	39
Rebate	28	1 <sup>1</sup> / <sub>8</sub>
Removable To	76	3

Please note the opening height of the Louise is higher due to the arch (904 - 35<sup>5</sup>/<sub>8</sub>)





*Beverley*



*Nelson*



*Vale*



*Woburn*



*Winchester*



*Katrina*

## Back Catalogue

We've developed a wide range of designs over the years.

Here's a selection of our favourites from the past, all of which are still available today!



*Tiffany*



*Trafalgar*



*Fiona*



*Roundell*



*Victorian*

# We have two other brochures...

**Focus on Electric...** featuring a range of stunning fireplaces designed specifically for electric fires.

**Shelves and Beams...** a comprehensive range of solid timber shelves and beams ideally suited for use with stoves.

The products manufactured by Focus Fireplaces are only available through retail fireplace and stove specialists.



Hamilton



Alcove  
Deluxe




Standard Fascia Beam:  
Dressed Oak in a Waxed Finish



Deep Beam:  
Aged Oak in a Medium Finish with Indents



Morpeth Shelf: Light/Medium Oak



Traditional Shelf: Waxed Oak



Deep Beam with Corbels: Rustic Oak in a Light/Medium Finish



# Timber and Finish Selection

To help you make your choice, this chart shows the various range of materials and finishes that each surround can be made in.

In addition to this, please note that Mahogany finish is available in 3 shades: Red, Red/Brown and Brown.

Solid Oak can be Waxed, Light, Limed, Golden, Teak on Oak, Light/Medium, Medium, Medium/Dark, Dark or even “Black Oak”.

We also offer a colour matching service on certain surrounds.


See back page for a representative sample of all the shades and finishes that are available.

Timber / Finish	Name	Page
	Emmerdale / Aysgarth	2-4
	Bowness	5
	Toni / Tina	6-7
	Montreal	7
	Matlock / Matlock Petite	8-9
	Windermere / Mere	10
	Plymton / Linden	11
	Dalton / Deighton	12-13
	Justine / Janine	14-15
	Clara	15
	Derwent	16
	Sutton	16
	Ambassador Deluxe	17
	Adelaide / Melbourne	18
	Sydney	19
	Derry / Dublin	20
	Leyburn / Bedale	21
	Jessica / Jennifer	22
	Annabel / Alyson	23
	Appleton / Ariston	24
	Olivia	25
	Weymouth / Worcester	26-27
	Dalby / Dalby Rose	28
	Denbigh Rose	29
	Hamish	29
	Coburn / Vyner	30
	Cotswold Rose / Cottage	31
	Kensington	32
	Emily	33
	Plain Corbel / Small Plain Corbel	34
	Ullswater	35
	Sophie	36
	Amelia	36
	Stove Style Vyner	37
	Beckford / Barkston / Beamish	38-39
	Stove Style Baltimore	39
	Benson	40
	Stove Style Tina	40
	V Collection	41-48
	Back Catalogue	49
	Electric	50
	Shelves and Beams	50
White / Antique White		
Lightstone / Ivorystone / Italian Stone Finishes		
Bianca / Vanilla / Spice / Tuscany / Midnight Finishes		
Hand Painted Slate		
Solid Oak / All Finishes		
Aged Oak		
Mahogany Finish on Solid Timber		
Canadian Pine		
Oak / Beech Veneer		
American Walnut Veneer		
Teak / Mahogany Finish on Veneer		


- Choices available for each surround



Waxed Oak




Medium/Dark Oak




Red Mahogany Finish



Light Oak




Dark Oak




Red/Brown Mahogany Finish



Limed Oak



Black Oak




Brown Mahogany Finish




Golden Oak



Standard Waxed Canadian Pine



American Walnut Finish




Teak on Oak




Antique Waxed Canadian Pine




Hand Painted Slate Finish




Light/Medium Oak



White



Medium Oak



Antique White

Focus Fireplaces are continually updating and improving their products. We reserve the right to alter designs, dimensions and specifications of surrounds without notice. All sizes are approximate. Brochure colours may vary from the actual product due to the photographic and printing processes and the variations in grain of solid timbers.

# Focus Fireplaces 11

## The Ultimate Collection

**Oak** surrounds are produced using first quality kiln-dried American Oak.

**Solid Timber** Mahogany finish refers to surrounds made from timbers similar in appearance to Mahogany.

High quality veneers such as **Oak**, **American Black Walnut** and **Khaya**, based on premium quality medium density fibreboard, are used in the V Collection and also the surrounds on pages 16-19.

**White**, **Magnolia**, **Stone**, **Granite**, **Slate** and **Designer** finishes are painted finishes applied onto surrounds made from high quality medium density fibreboard.

Our **solid timber** surrounds are individually made from **selected prime timber** and even our veneered surrounds use **real wood veneers** on high quality MDF.

It should be appreciated that **real timber** and **veneers** have a wider variety of grain markings and it is these very characteristics which will give your fireplace its individuality, presence and beauty.



### Focus Fireplaces Limited

Unit 27, The Bull Commercial Centre,  
Stockton-on-Forest, York YO32 9LE.

Tel: **01904 400545, 01904 400109**

Fax: 01904 400521

email: [focus.fireplaces@btinternet.com](mailto:focus.fireplaces@btinternet.com)

[www.focusfireplaces.co.uk](http://www.focusfireplaces.co.uk)

Brochure produced by **Printec (York) Ltd** 01904 628777.  
Photography by **Graham Mathers** 01904 738128.  
Furniture kindly loaned by the **Fabric Gallery and Interiors**  
[www.fabricgallery.co.uk](http://www.fabricgallery.co.uk)

LOCAL STOCKIST